



**TANK** 300







Contents	01
Introduction	03
Off-Road	04
Style	08
Performance	10
Technology	16
Safety	20
Warranty	24
Colours	27
Specifications	28





# SAY HELLO TO GWM

**As the first Chinese automotive brand to launch in Southern Africa, GWM has been blazing a trail for nearly two decades – conquering brutal landscapes and extreme conditions as part of our everyday journey with thousands of happy GWM customers.**

GWM vehicles have been adapted to meet the harshest South African conditions and covered hundreds of millions of kilometres nationwide, gaining respect for their grit and endurance.

From remote mountain passes to busy city streets, every GWM vehicle is made to lead – delivering premium luxury, cutting-edge design, impressive value, and the perfect balance of performance and reliability.



# TANK TOUGH – HARD AS NAILS

Meet TANK – the first luxury vehicle that’s also a hardcore off-roader. The TANK 300 is the real deal when it comes to taming the Southern African wilderness. Designed to conquer the toughest trails, it blends rugged performance with refined comfort for drivers who demand both capability and style.

Now introducing the new TANK 300 2WD 2.4 Turbo Diesel. This newly launched variant brings the same rugged refinement in a more accessible format. It produces the same 135 kW of power and 480 Nm of torque, and still tows, climbs and cruises with absolute confidence.



**BUT THERE IS MORE TO  
TANK 300 THAN JUST AN  
UNCOMPROMISING, HARD-  
EARNED REPUTATION FOR  
TOUGHNESS.**



The TANK 300 always delivers more, combining hardcore off-road strength with levels of luxury you'd expect from a top-tier SUV, complete with premium finishes and advanced technology.

# OFF-ROAD UNTAMED



With 7 All-Terrain Driving Modes, TANK 300 adapts instantly to any challenge. Off-road Cruise Control, 4L 4WD and Tank Turn give you complete versatility and command, while 224 mm of Ground Clearance and Electric Diff Locks on both axles ensure very few obstacles can slow you down.




TANK's cutting-edge 'See-Through' Chassis – a feature of the 360 Degree Camera System – allows for total awareness as you conquer the most daunting of terrains. Meanwhile, a Reinforced Off-Road Chassis with Chassis Guard provides unbeatable durability, keeping crucial parts protected while you push TANK to the limits.



# DON'T JUDGE THIS BOOK BY ITS COVER

## Now get ready for a luxurious plot twist inside:

While the GWM TANK 300's muscular frame and rugged exterior – complete with 18-inch Chrome Alloy Wheels – creates a rugged, no-nonsense presence, you're in for a surprise when you step inside!



Getting behind the wheel of the TANK 300 is like stepping into a luxurious 5-Star cabin – all the way down to the ultimate refinement of Soft Nappa, Full-Grain Leather Seats with the front row heated and cooled for all-climate comfort.

Bringing the outside in, an expansive Sunroof creates an open, airy feel. The distinctive Aviation Gear Lever and 8-Way Adjustable Driver's Seat ensure control and comfort, while advanced sound insulation minimises road and wind noise, making every journey smoother, quieter and more refined.

- 01** It's all luxury in the leather back row, too, with Dual USB Ports and Multi-Zone Air Conditioning.
- 02** Treat yourself to the Massage Function in the driver's seat and a Heated Steering Wheel for fresh, relaxed arrivals.
- 03** The luxury cabin is designed around you – comfort meeting control for a seamless, driver-first experience.



# FIRE & ICE – SPOILT FOR CHOICE

As elements, they're polar opposites, but the TANK 300 range offers both.

The fiery performance of the HEV (Hybrid Electric Vehicle) with its eco-friendly low emissions and enhanced fuel economy produces an impressive 255 kW / 648 Nm, while the ICE (Internal Combustion Engine) option of the Turbo Petrol produces a healthy 162 kW / 380 Nm.

Need more torque and fuel economy? Then opt for the TANK 2.4 Turbo Diesel, sporting 135 kW / 480 Nm!





A dark grey GWM Tank 300 HEV is shown driving on a sandy dune road. The vehicle is positioned on the left side of the frame, moving towards the right. The road is a light brown color with visible tire tracks. The background features rolling sand dunes and sparse desert vegetation under a sky with large, grey clouds. The text is overlaid on the right side of the image in a large, white, sans-serif font.

**DRIVEN BY A DYNAMIC 2.0-LITRE  
TURBO 4-CYLINDER PETROL  
ENGINE & AN ELECTRIC MOTOR,  
THE TANK 300 HEV PRODUCES  
255 kW OF POWER.**



# 100% TANK

The GWM TANK 300 now also comes with a powerful 2.4L Turbo Diesel Engine, delivering up to 3 tonnes of Towing Capacity and plenty of hard-working torque. Its exceptional fuel efficiency means fewer stops and superior long-term value, making the diesel variant ideal for adventure-loving South Africans who demand performance and endurance in a premium SUV.



# CUTTING-EDGE TECH FOR A SMARTER DRIVE

The TANK 300 is packed with advanced technology for an unforgettable driving experience. A 12.3" Full-Colour Touchscreen paired with a 9-Speaker Infinity Audio System keep you connected and in control at all times, while Automatic LED Headlights with separated high and low beams ensure optimal visibility, regardless of conditions.



For added convenience, a Wireless Charging Station keeps your phone powered, keeping you in contact in remote locations. And the driver's seat even features a Massage Function, bringing luxury and relaxation to long journeys – whether in the wild, or on the long freeway home.








**01** Keep your phone topped up wherever adventure takes you with the TANK 300's Wireless Charging system.

**02** Automatic LED Headlights with Follow-Me-Home function and Integrated Horizontal Band Daytime Running Lights.

**03** One of 9 Premium Speakers in the Harman International Infinity® Sound System.

**04** Heating and Ventilation in the luxurious front-row seats.







# ENGINEERED FOR OPTIMAL SAFETY, MAXIMUM PROTECTION & COMPLETE PEACE OF MIND

Not only is the TANK 300 a robust off-road warrior with a 5-star cabin, but it's also exceptionally safe. It boasts a full range of safety systems like Adaptive Cruise Control, Rear Collision Warning, Lane Keep Assist and Traffic Sign Recognition, which work together to protect passengers and pedestrians alike. You can drive with the assurance that the GWM TANK prioritises your safety on every journey.





The TANK 300 is always watching your back – and your front and your sides. With a 360° Camera System, Automatic Emergency Braking and Rear Cross Traffic Assist, TANK literally helps you stay ahead of danger. Lane Departure Warning and Blind Spot Detection keep you fully alert, making sure nothing escapes your view, no matter where the journey takes you.





# COVER. CARE. CONFIDENCE.

GWM Cares promises 100% commitment to ensuring service excellence and peace of mind for all GWM TANK 300 owners. From the moment you leave the showroom floor, we provide comprehensive after-sales support, consistently pushing for the highest standards of service possible. TANK's class-leading warranty and service plan ensure many years of hassle-free motoring.

- 7** Years  
200 000 km  
Warranty
- 8** Years  
150 000 km  
HEV & EV Battery Warranty
- 7** Years  
Unlimited km  
Roadside Assistance
- 7** Years  
75 000 km  
Service Plan
- 12** Months  
15 000 km  
Service Intervals





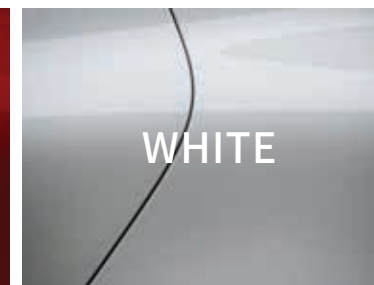
**GWM CARES**  
for your peace of mind





# YOUR COLOUR? YOUR CALL.

Your TANK 300 comes in a range of bold colour options:





GWM TANK 300	Super Luxury 4WD Petrol	Ultra Luxury 4WD Petrol	Super Luxury 4WD HEV	Ultra Luxury 4WD HEV	Luxury 2WD Diesel	Super Luxury 4WD Diesel	Ultra Luxury 4WD Diesel
ENGINE	2.0L Turbo	2.0L Turbo	2.0L Turbo	2.0L Turbo	2.4L Turbo	2.4L Turbo	2.4L Turbo
TRANSMISSION	8-Speed Automatic	8-Speed Automatic	9-Speed Hybrid Automatic	9-Speed Hybrid Automatic	9-Speed Automatic	9-Speed Automatic	9-Speed Automatic
WHEEL DRIVE	4WD	4WD	4WD	4WD	2WD	4WD	4WD
POWER	162 kW	162 kW	255 kW	255 kW	135 kW	135 kW	135 kW
TORQUE	380 Nm	380 Nm	648 Nm	648 Nm	480 Nm	480 Nm	480 Nm
FUEL CONSUMPTION	9.5 L/100 km	9.5 L/100 km	8.4 L/100 km	8.4 L/100 km	7.7 L/100 km	7.7 L/100 km	7.7 L/100 km
CO <sub>2</sub> EMISSIONS	218 g/km	218 g/km	196 g/km	196 g/km	202 g/km	202 g/km	202 g/km
DIMENSIONS							
Length	4 760 mm	4 760 mm	4 760 mm	4 760 mm	4 760 mm	4 760 mm	4 760 mm
Width	1 930 mm	1 930 mm	1 930 mm	1 930 mm	1 930 mm	1 930 mm	1 930 mm
Height	1 903 mm	1 903 mm	1 903 mm	1 903 mm	1 903 mm	1 903 mm	1 903 mm
GROUND CLEARANCE	224 mm	224 mm	224 mm	224 mm	224 mm	224 mm	224 mm
TOWING CAPACITY (Braked)	2 500 kg	2 500 kg	2 500 kg	2 500 kg	3 000 kg	3 000 kg	3 000 kg
KERB WEIGHT	2 155 kg	2 155 kg	2 305 kg	2 305 kg	2 190 kg	2 280 kg	2 280 kg
GROSS VEHICLE MASS (GVM)	2 552 kg	2 552 kg	2 753 kg	2 753 kg	2 800 kg	2 880 kg	2 880 kg
FUEL TANK CAPACITY	80 Litres	80 Litres	80 Litres	80 Litres	78 Litres	78 Litres	78 Litres
EXTERIOR COLOUR							
White	●	●	●	●	●	●	●
Black	●	●	●	●	●	●	●
Mars Red	●	●	●	●	●	●	●
Orange	●	●	●	●	●	●	●
Grey	●	●	●	●	●	●	●
INTERIOR COLOUR							
Black	●	●	●	●	●	●	●
CHASSIS AND STEERING							
Double Wishbone Front Suspension	●	●	●	●	●	●	●
Multi-Link Rear Suspension	●	●	●	●	●	●	●
Electric Power Steering	●	●	●	●	●	●	●
Steering Modes – Sports, Comfort & Light	●	●	●	●	●	●	●
Electronic Gear Shift	●	●	●	●	●	●	●
Four-Wheel Disc Brake	●	●	●	●	●	●	●
Electronic Cooling Fan	●	●	●	●	●	×	×
Oil Cooling Fan	×	×	×	×	×	●	●

GWM TANK 300	Super Luxury 4WD Petrol	Ultra Luxury 4WD Petrol	Super Luxury 4WD HEV	Ultra Luxury 4WD HEV	Luxury 2WD Diesel	Super Luxury 4WD Diesel	Ultra Luxury 4WD Diesel
WHEELS AND TYRES							
265 / 65 R17 Alloys Highway Terrain Tyres	●	×	×	×	×	×	×
265 / 60 R18 Alloys Highway Terrain Tyres (Michelin Tyres)	×	●	●	●	×	×	×
265 / 65 R17 Alloys All-Terrain Tyres	×	×	×	×	●	●	×
265 / 60 R 18 Alloys All-Terrain Tyres	×	×	×	×	×	×	●
Full Size Aluminium Spare Tyre	●	●	●	●	●	●	●
Spare Wheel Cover	●	●	●	●	●	●	●
EXTERIOR FEATURES							
Manual Back Door	●	●	●	●	●	●	●
Side Steps	●	●	●	●	●	●	●
Shark Fin Antenna	●	●	●	●	●	●	●
Automatic Front Windshield Wiper	●	●	●	●	●	●	●
Rear Wiper	●	●	●	●	●	●	●
Roof Rails	●	●	●	●	●	●	●
Sunroof	●	●	●	●	●	●	●
Fixed Rope Hook	●	●	●	●	●	●	●
Rear Trailer Port	●	●	●	●	●	●	●
Rear Trailer Installation Device (Interface)	●	●	●	●	●	●	●
Front and Rear Tow Hooks (2 each)	×	×	●	●	×	×	×
Front and Rear Tow Hooks (1 each)	●	●	×	×	●	●	●
Chassis Guard (2 sections)	●	×	●	×	●	●	×
Chassis Guard (3 sections)	×	●	×	●	×	×	●
INTERIOR FEATURES							
Sunglass Holder	●	●	●	●	●	●	●
Microfibre Leather Steering Wheel	●	●	●	●	●	●	●
Heated Steering Wheel	×	●	×	●	×	×	●
Paddle Shift	●	●	●	●	●	●	●
12.3" LCD Instrument Cluster	●	●	●	●	●	●	●
Adjustable Instrument Brightness	●	●	●	●	●	●	●
Clock	●	●	●	●	●	●	●
Wireless Charger	×	●	●	●	×	×	●
12V Power Supply in the Trunk	●	●	●	●	●	●	●
Front Row Dual USB Ports	●	●	●	●	●	●	●
Second Row Dual USB Ports	●	●	●	●	●	●	●
220V Power Supply in Trunk	×	●	●	●	●	●	●
Auto Dual Zone Air Conditioning	●	●	●	●	●	●	●
Rear Row Air Vents	●	●	●	●	●	●	●



GWM TANK 300	Super Luxury 4WD Petrol	Ultra Luxury 4WD Petrol	Super Luxury 4WD HEV	Ultra Luxury 4WD HEV	Luxury 2WD Diesel	Super Luxury 4WD Diesel	Ultra Luxury 4WD Diesel
INFOTAINMENT							
12.3" Multi-Media Display	●	●	●	●	●	●	●
Apple CarPlay® and Android Auto	●	●	●	●	●	●	●
9 Speakers	●	×	●	×	●	●	●
9 Infinity Speakers	×	●	×	●	×	×	×
Voice Command	●	●	●	●	●	●	●
VEHICLE SEATS							
Nappa Leather Seats	×	●	×	●	×	×	●
Front Seats Heating	×	●	×	●	×	×	●
Front Seats Ventilation	×	●	×	●	×	×	●
Driver's Seat Massage	×	●	×	●	×	×	●
Driver's Seat Memory Function	×	×	×	●	×	×	●
Driver's Seat Welcome Seat	×	×	×	●	×	×	●
Driver's Seat Electric 8-Direction Adjustment	×	●	×	●	×	×	●
Driver's Seat Electric 6-Direction Adjustment	●	×	●	×	●	●	×
Driver's Seat Lumbar Support Electric 4-Direction Adjustment	×	●	×	●	×	×	●
Front Passenger's Seat Electric 4-Direction Adjustment	●	●	●	●	●	●	●
Rear Row Centre Armrest	●	●	●	●	●	●	●
PASSIVE SAFETY							
Dual Airbags	●	●	●	●	●	●	●
Side Airbags	●	●	●	●	●	●	●
Side Curtain Airbags	●	●	●	●	●	●	●
Front Centre Airbags	●	●	●	●	●	●	●
Child Seat Safety Anchors (ISOFIX)	●	●	●	●	●	●	●
Boot Emergency Escape Button	●	●	●	●	●	●	●
Rear Door Mechanical Child Safety Lock	●	●	●	●	●	●	●
ACTIVE SAFETY							
Vehicle Stability Control (ESC/EPS)	●	●	●	●	●	●	●
Hydraulic Brake Assist (HBA)	●	●	●	●	●	●	●
Anti-Slip Regulation (ASR)	●	●	●	●	●	●	●
Traction Control System (TCS)	●	●	●	●	●	●	●
Roll Movement Intervention (RMI)	●	●	●	●	●	●	●
Automatic Post-Collision Unlock	●	●	●	●	●	●	●
Automatic Post-Collision Fuel Cut-Off System	●	●	●	●	●	●	●
Second Collision Mitigation (SCM)	●	●	●	●	●	●	●

GWM TANK 300	Super Luxury 4WD Petrol	Ultra Luxury 4WD Petrol	Super Luxury 4WD HEV	Ultra Luxury 4WD HEV	Luxury 2WD Diesel	Super Luxury 4WD Diesel	Ultra Luxury 4WD Diesel
ACTIVE SAFETY (CONTINUED)							
Dynamic Direction Stability Assist (DDSA)	●	●	●	●	●	●	●
Low-Speed Emergency Braking	●	●	●	●	●	●	●
Automatic Emergency Braking (AEB)	●	●	●	●	●	●	●
Front Collision Warning (FCW)	●	●	●	●	●	●	●
Overspeed Alarm Function	●	●	●	●	●	●	●
Emergency Lane Keeping (ELK)	●	●	×	●	×	×	●
Door Open Warning	●	●	×	●	×	×	●
Rear Collision Warning	●	●	×	●	×	×	●
Blind-Spot Detection	●	●	×	●	×	×	●
Parallel Assist System	●	●	×	●	×	×	●
Cross Traffic Alert (CTA) and Cross Traffic Brake (CTB)	●	●	×	●	×	×	●
Driver Fatigue Monitor System	●	●	●	●	●	●	●
Front and Rear Seatbelts Unfasten Warning	●	●	●	●	●	●	●
Front Seat Belt Pre-Tensioned Force-Limiting	×	×	●	×	×	×	×
Front Seat Belt Pre-Tensioned Force-Limiting with Crash Locking Tongue (CLT)	●	●	×	●	●	●	●
Tyre Pressure Monitors	●	●	●	●	×	●	●
Emergency Braking Signal	●	●	●	●	●	●	●
INTELLIGENT DRIVING ASSISTANCE							
Smart Start and Stop	●	●	●	●	●	●	●
Auto-Hold	●	●	●	●	●	●	●
Hill-Assist Control (HAC)	●	●	●	●	●	●	●
Hill-Descent Control (HDC)	●	●	●	●	●	●	●
Adaptive Cruise Control (ACC)	●	●	●	●	●	●	●
Lane Keep Assistant (LKA)	●	●	●	●	●	●	●
Lane Central Keeping (LCK)	●	●	●	●	●	●	●
Lane Departure Warning (LDW)	●	●	●	●	●	●	●
Traffic Sign Recognition (TSR)	●	●	●	●	●	●	●
Smart Speed Assist System (SAS)	●	●	●	●	●	●	●
Traffic Jam Assist System (TJA)	●	●	●	●	●	●	●
Intelligent Cruise Control (ICA)	●	●	●	●	●	●	●
Smart Dodge	●	●	×	●	×	×	●
Intelligent Cornering Control	●	●	×	●	×	×	●
Automatic Parking System	×	×	×	●	×	×	×
360° Panoramic View	●	●	●	●	●	●	●



GWM TANK 300	Super Luxury 4WD Petrol	Ultra Luxury 4WD Petrol	Super Luxury 4WD HEV	Ultra Luxury 4WD HEV	Luxury 2WD Diesel	Super Luxury 4WD Diesel	Ultra Luxury 4WD Diesel
WINDOWS AND MIRRORS							
Soundproof Front Passenger Window and Windshield	●	●	●	●	●	●	●
All Four Doors One Touch Auto Close / Open and Anti-Pinch with Automatic Window Lock Function	×	×	●	●	×	×	×
Driver Seat One-Touch Operation and Anti-Pinch Function	●	●	×	×	●	●	●
Exterior Mirrors: <i>Folding - Auto when locking, Adjustable, Turning Signal &amp; Heated</i>	●	●	●	●	●	●	●
Exterior Mirrors Memory Function	×	×	×	●	×	×	×
Driver and Passenger Sunvisors with Lighting and Mirrors	●	●	●	●	●	●	●
Anti-Glare Interior Rear-View Mirror	●	×	●	×	●	●	×
Electronic Anti-Glare Interior Rear-View Mirror	×	●	×	●	×	×	●
Rear Windshield Demister	●	●	●	●	●	●	●
LIGHTING							
Automatic High and Low Light Beams	●	●	●	●	●	●	●
Tail Lamp (LED)	●	●	●	●	●	●	●
Auto Headlights	●	●	●	●	●	●	●
Front and Rear Fog Lamps (LED)	●	●	●	●	●	●	●
Daytime Running Lights (DRL)	●	●	●	●	●	●	●
High-Mounted Braking Light (LED)	●	●	●	●	●	●	●
Follow-Me-Home Lights	●	●	●	●	●	●	●
Electric Height-Adjustable Headlamps	●	●	●	●	●	●	●
Ambient Lights (7 colours)	●	×	●	×	×	●	×
Ambient Lights (64 colours)	×	●	×	●	×	×	●
Reading Lights	●	●	●	●	●	●	●
Boot Light	●	●	●	●	●	●	●
Glove Box Light	●	●	●	●	●	●	●
Ceiling Light	●	●	●	●	●	●	●

GWM TANK 300	Super Luxury 4WD Petrol	Ultra Luxury 4WD Petrol	Super Luxury 4WD HEV	Ultra Luxury 4WD HEV	Luxury 2WD Diesel	Super Luxury 4WD Diesel	Ultra Luxury 4WD Diesel
OFF-ROAD FEATURES							
Off-Road Cruise Control	●	●	●	●	×	●	●
Off-Road Thermal Management Mode	●	●	●	●	●	●	●
Transparent Chassis View	●	●	●	●	●	●	●
Off-Road Frame	×	×	●	●	×	×	×
Front Axle Differential Lock (Electric Control)	×	●	×	×	×	×	●
Rear Axle Differential Lock (Electric Control)	●	●	●	●	●	●	●
Electronic Control Four-Wheel Drive	●	●	×	×	×	●	●
Intelligent Four-Wheel Drive TOD (Dual Speed)	×	×	●	●	×	×	×
All Terrain Driving <i>Standard 2H Snow 4H Standard 4H Expert 4L</i>	●	●	×	×	×	●	●
All Terrain Driving <i>Standard Economic Sport Snow Mud Sand 4L</i>	×	×	●	●	×	×	×
OTHER							
2 Smart Keys	●	●	●	●	●	●	●
Remote Central Locking	●	●	●	●	●	●	●
Car Finding Function	●	●	●	●	●	●	●
Engine Immobiliser	●	●	●	●	●	●	●
Speed-Sensitive Automatic Central Door Lock	●	●	●	●	●	●	●
Warning Triangle	●	●	●	●	●	●	●
0.5 kg Fire Extinguisher	●	●	●	●	●	●	●
Normal Anti-Corrosion	●	●	●	●	●	●	●
WARRANTY AND SERVICE PLAN							
7 Years / 200 000 km Vehicle Warranty	●	●	●	●	●	●	●
8 Years / 150 000 km Battery Warranty	×	×	●	●	×	×	×
7 Years / Unlimited km Roadside Assistance	●	●	●	●	●	●	●
7 Years / 75 000 km Service Plan	●	●	●	●	●	●	●
12 Months or 15 000 km Service Intervals	●	●	●	●	●	●	●





[www.gwm.co.za](http://www.gwm.co.za)